



International Exhibition
BUSINESS-INFORM
2019

EXHIBITORS MANUAL

«BUSINESS-INFORM»

International Exhibition

May 15-17, 2019

All-Russia Exhibition Center, Pavilion #75 (hall "A")

Exhibition Organizers:
Business-Inform Informational Agency

DEAR EXHIBITORS!

To make your participation in **Business-Inform** exhibition as successful as possible we compiled this Exhibitors Manual.

The aim of the Manual is to present the exhibitors with complete information about participation rules, conditions and terms of floor-space and additional services ordering and payment.

Please read the information from the Manual attentively and follow its guide-lines. This will facilitate your preparation for participating in **Business-Inform** exhibition.

Please pay your attention that it is important to comply with the terms set in the Exhibitors Manual, since this will allow us to fulfill your wishes in the most efficient manner.

NOTE: If your company has several employees or departments responsible for delivery of exhibition materials and exhibits, booth construction or its design, please pass this Exhibitors Manual to all of them. Should you have any questions concerning the information in the Manual feel free to contact us.

Project coordinators:

Director

Malinskiy Stanislav Valterovich

E-mail: msv@bizinform.ru

Mobile: 8-916-618-92-09

Deputy Director

Danilogorskaya Yulia Alexandrovna

(accounting, catalogue information and advertising, BUSINESS-INFORM REVIEW, invitations)

E-mail: bizinform@list.ru

Tel: 8-495-988-61-46

Exhibition PR-Manager

Radomskaya Marina

(assembly, construction issues, exhibitors' arrival, advertising during the exhibition, badges)

E-mail: bizinform@sforp.ru

Mobile: 8-926-221-30-32

See You at the Exhibition!

Accreditation for Third Party Construction Companies

Montazhnik PO Ltd.

8-800-234-41-06

www.montazhnik.ru (section: Technical Documentation Check)

Contents:

Exhibition Site.....	page 3
General Information.....	page 4
Exhibition Rules and Guidelines.....	page 5
Space Only Booth Information.....	page 8
Standard Booth Information.....	page 9
Standard Booth Equipment	page 10
Standard Booth Additional Equipment	page 11

Exhibition Site

The Passage to the Exhibition

The access to the exhibition and all Business-Inform 2019 events will be allowed upon showing original exhibition badges.

You can receive your badge in the front desk area in the "A" hall.

Place and Time of the Exhibition

Business-Inform exhibition will take place during 15-17 May 2019 in Moscow, VDNH, pavilion #75. Hall "A".

How to Get to the Exhibition

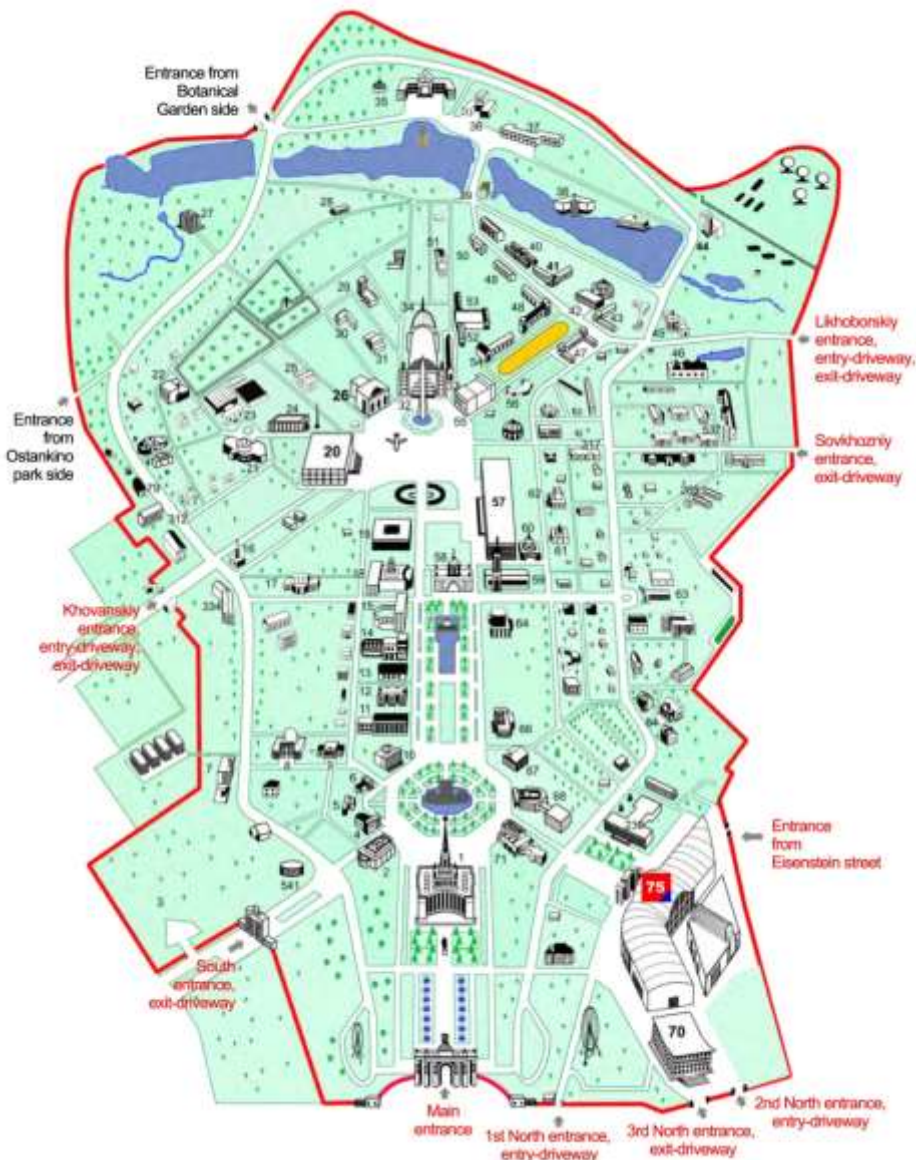
1. Getting to the VDNH

○ By subway (metro) – VDNH metro-station (If arriving from the city center, after exiting the train go to the right-hand side exit, "VDNH")

Address: 129223, Prospect Mira 119, VDNH Area

2. Getting to the pavilion #75

Pavilion 75 can be reached by walking.



GENERAL INFORMATION

Exhibition Schedule

CONSTRUCTION WORKS

May 13, 14, 08:00 - 20:00

EXHIBITORS ARRIVAL

May 14, 11:00 - 19:00

PREPARATIONS FOR EXHIBITION OPENING

(for Exhibitors)

May 15, 09:00 - 11:00

EXHIBITION WORKING TIME

May 15, 11:00 - 18:30

May 16, 10:00 - 18:30

May 17, 10:00 - 14:00

EXHIBITS COLLECTION

(for Exhibitors)

May 17, 14:00 - 15:00

DECONSTRUCTION WORKS

May 17, 14:00 - 20:00

FRONT DESK

In the "A" hall of the pavilion, upon the entrance to the Business-Inform Exhibition, you can find our managers, who will answer all your question, help you solve all your problems, and will provide fulfillment of the orders on the spot.

EXHIBITION AREA ACCESS

Exhibitors Badges: Exhibitors badges are necessary to receive access to the Business-Inform exhibition area. You will need to order required amount of badges not later than **19 April**. bizinform@sforp.ru Badges will have the name of your company and the number of your booth.

Badges are given away in the **FRONT DESK** area in the "A" hall upon the exhibition entrance.

Giving away of badges will take place on May 14, 12-00 - 18-00

And on May 15, starting from 10-00

Invitation Tickets: Invitation tickets are given to the exhibitors via the application sent beforehand to Business-Inform (bizinform@list.ru). Also invitation tickets can be printed by exhibitors themselves upon automatic registration on the "Business-Inform" Exhibition's web-site starting **from 03 of April 2019**.

Drive Entry Passes. The exhibitors are given a single-use pass for entry of one car. For the Arrival and Departure days. **The entry is via 3rd North entrance, exit-driveway.** To get the pass you need to send the brand of your car and its plate number to Business-Inform bizinform@sforp.ru, **no later than 10 of May 2019**.

Additional passes you can acquire on the entrance to VDNH.

Sample of cover letter for bringing equipment in and out will be sent to you in the beginning of May. This letter must be registered with the Exhibition management at Front Desk.

EXHIBITION RULES AND GUIDELINES

⇒ Booth personnel. Only the staff and the official representatives of the exhibitor-company are allowed to work on the booth. The booth personnel must wear badges given by the exhibition administration.

⇒ Work on the Exhibition. Following the safety rules and preventive fire-fighting regulations is the integral condition of exhibitor's participation in the exhibition. All the responsibility for following these regulations is solely and completely placed on exhibitor's representative(s). During the work of the exhibition, the noise level of promotional events with the use of audio and video equipment, taking place at the booths, shouldn't exceed 75dBs. Should there be complaints about high level of noise from the other exhibitors; the organizer has a right to switch of the noise-source after giving a verbal warning.

⇒ Promotional materials. The distribution of promotional materials or other types of promotional activities should be done by the exhibitor **strictly within the limits of the exhibitor's booth.** The exhibitor should organize the work of his exposition in a way that wouldn't disturb the flow of visitors through the passages and wouldn't violate the rights and safety of other exhibitors and visitors.

⇒ The placement of promotional materials advertising off-site exhibition events as well as placement of the advertising and promotional materials of companies, organizations, establishments, and institutions that are not directly participating in the exhibition, anywhere on the exhibition site is **strictly prohibited.**

⇒ Clogging of passages and booth area. Any presentation or activity that can lead to the disturbance of visitors-flow through the passages or preventing visitors from accessing nearby booths will be stopped for a time-period specified by the exhibition administration. For the safety and convenience of the visitors viewing the presentation or any other promotional activity the exhibitors must provide enough space on the booth.

⇒ Property damage. The exhibitor is responsible for any damage to the floor, walls, and columns of the building, standard booth equipment, or property of other exhibitors. Exhibitors must not use paint, varnish (lacquer), adhesives and other types of surface coating materials for floor, walls, columns of the building, and for standard booth equipment.

⇒ Failure to comply with space renting requirements. If the exhibition space remains unoccupied after the term specified for exposition construction, the exhibition administration retains a right to use the unclaimed area for its own needs.

⇒ Security staff. The organizer of the exhibition provides twenty-four-hour protection of public order on the exhibition, while not performing the protection of exhibits or other exhibitor's tangible property. The organizer is not responsible for disappearance, or damaging of the exhibits and other exhibitor's tangible property, as well as for the personal or property damage inflicted on the exhibitor's personnel if it is not directly organizer's fault.

Booth construction. The general booth construction company at the Business-Inform exhibition is Montazhnik (PO) Ltd. If the construction and equipping of booths and/or other construction works are performed by third party company, hired by the exhibitor, this company must follow rules set in the "Main requirements for Performing Exhibitions at All Russia Exhibition Center", "Electrical Work Rules", and "Exhibition Center Premises Fire Safety Measures Guidelines" documents.

No booth parts, flags, sign-boards, or other equipment should exit the area defined by the contract. The administration retains the right to remove such elements at exhibitor's expense.

⇒ The exhibitor is obliged to vacate and restore to the initial state the area rented from the Organizer at exhibitor's expense no later than allowed by the renting terms

⇒ Formal acceptance and hiring out of rented exhibition areas are formalized by the certificates signed by the delegated persons from both parties.

⇒ **Safety rules and preventive fire-fighting regulations:**

During the booth construction period it is allowed to use portable electrical tools, plugged into sockets of mobile electric units.

During cabling it is allowed to use electrical equipment and cables complying with Russian safety standards.

An open pass must be provided to the grid equipment.

The booth construction must be carried out within the area rented by exhibitor. The passages must remain clear of equipment, packages, and construction waste. During field painting the floor surface and surface of the walls adjacent to the booth must be securely covered with polyethylene film or other covering material.

During and after the construction the exhibitor (or its construction company) is obliged to:

- to remove all packaging materials to specially allotted area, and the construction waste to the bunkers;

- to get the floor surface cleaned if it was contaminated during construction;

- not to exceed allowed stress-load per one square meter of the exhibition area;

Should the stress-load be exceeded, or if the exhibit (or its fixing device) is not stable, the exhibitor must inform general construction company, Montazhnik (PO) Ltd., during the application for participation, and receive permission from Montazhnik (PO) Ltd., for placement of the exhibit.

It is prohibited:

- to perform construction in the placement areas of stationary electric units, fire reel boxes, telecommunication boards and other engineering equipment;

- to change during the exhibition the design of cabling without agreement with administration and use undeclared electrical appliances;

- to connect self-reliantly to any of the electricity, water, and compressed air sources;

- to open self-reliantly any air and water supply valves, to switch on electricity supply in electrical units;

- to move, open, dismount, disassemble portable and stationary electrical units and to connect to them without permission.

- to fix booth components to the pavilion's metal-ware using fasteners and tape and to fix booth components to the floor (or asphalted surface) using anchor bolts;

- to use wood-working and polishing tools without dust-collectors;

- to use metal-cutting instruments without formal permission for performing fire-hazardous works;

- to use pressure vessels that haven't passed the inspection;

- to cover building structure elements, floor or asphalt surface with paint, varnish, or glue or other hard-to-remove substances;

- to make holes in building structure elements, floor or asphalt surface.

The responsibility for complying with preventive fire-fighting regulations during construction (deconstruction) of equipment and performing of exhibition and other events is laid upon executive representatives of organizing company and exhibitors participating in the above-mentioned events.

All equipment and materials used during exhibition and decoration of expositions must be certified.

The passages in the exhibition hall must be no less than 3 meters wide, and the distance from exposition to the equipment must be no less than 1 meter. Carpets, carpet-walks and other covering must be firmly attached to the floor. Temporary storage of inflammable waste and package is not allowed. Disposable containers are being utilized, and reusable packaging is stored in the warehouse.

Within the Exhibition Center premises it is not allowed:

- to use inflammable materials for booth decoration without fire-resistant coating;
- to use home extensions, non-standard (self-made) electrical appliances;
- to place projection devices and floodlights (soffits) closer than 0.5 meter to the inflammable elements or spray-nozzles of firefighting sprinkler system, to wrap lamps in paper, cloth and other burnable materials;
- To use diffusers for spot lights made of organic glass, polystyrene and other easily inflammable materials;
- to block the ways to the fire-alerting devices, vents and fire extinguishers;
- to install and use vessels containing inflammable gases;
- to demonstrate exhibits using open fire;
- to disrupt the integrity of firefighting sprinkler systems' spray nozzles;
- to smoke in place not provided for it (smoking is only allowed in specially equipped areas);
- to perform fire-hazardous works without agreement of the general construction company, Montazhnik PO Ltd. (welding, soldering, metal cutting, etc.);

All other issues not mentioned in this manual that may arise during construction (exhibition, deconstruction) must be solved on the spot together with Business-Inform managers and main construction company, Montazhnik PO Ltd., representatives.

In case of failure to comply with the above rules, Business-Inform management retains the right to force the exhibitor to remove its exposition.

SPACE ONLY BOOTH INFORMATION

If you are renting space only, you are responsible for constructing, equipping and furnishing your booth. **The booth design must be made in accordance with the exhibition rules.** If the design doesn't meet the requirements, the construction will be prohibited. In case of having the booth construction and/or installation works done by the third-side company, this company must follow all rules and prescriptions mentioned on the page 5 of this Exhibitors Manual. Please send to the Business-Inform Agency the information about the construction-company that will work on your rented area before **05 of April 2019**. bizinform@sforp.ru

The organizer doesn't provide furniture to the exhibitors who chose to rent space only booth area.

BOOTH SCHEME

Space only exhibitors must present their booth schemes

The scheme must include:

- 1) The name of the company, number and the size of the booth
- 2) Total amount of kilowatts consumed by booth equipment.
- 3) Color of carpeting

PUBLIC SERVICES

Electricity: "Space only booth". Its price includes sockets in quantity according to the metering area of the booth up to 1kW per socket. To order additional sockets and kilowatts write it in your Application for Booth Construction and send it not later than **12 of April 2019** at bizinform@sforp.ru

If you plan to leave your equipment plugged for 24 hours, you will need to order a special socket. The standard voltage at the exhibition is 220V, but you can order 380V voltage.

SECURITY

Security: The security guards are placed near exhibition entrance and near assembly gates. The exhibition administration is not responsible for the safety of the exhibitors' exhibits.

BOOTH CLEANING

Cleaning: To order your booth cleaning please indicate it in your application form (additional service, paid separately).

HANDLING OPERATIONS (during exhibitors entry and leaving)

If you require this additional service, please indicate in the Application Form for Booth Construction.

Accreditation for Third Party Construction Companies

Montazhnik PO Ltd.

8-800-234-41-06

www.montazhnik.ru (section: Technical Documentation Check)

STANDARD BOOTH INFORMATION

“Standard booth «includes fully equipped booth with all necessary furniture. You can see on page 10 of this Manual types of standard booth planning. You can also plan the booth yourself by placing walls and furniture where you want it. You can make a written order and we will help you with making a booth scheme. Standard kitting includes walls, electric sockets, spot-lights, carpets and the name of your company on the frieze panel. If you want to order any additional furniture, please indicate it in your application form.

Please Note: Your booth planning and all the changes must be sent to Business-Inform before **12 of April 2019** bizinform@sforp.ru

BOOTH SCHEME (Application Form for Booth Construction)

The scheme must include placement of:

- all furniture, including “Standard Booth” equipment, additional equipment, as well as a frieze panel inscription;

- lighting, sockets;

- open sides according to the coordinates of your booth on the floor plan.

Carpeting and frieze panel inscription color (carpeting color – grey by default, frieze panel inscription color – blue by default).

Please note: The equipment not indicated on the scheme will not be installed.

(The exchange of one piece of equipment for another, its usage on other booths, and money return for unused equipment included in the standard set are not provided).

PUBLIC SERVICES

Electricity: Standard booth will be supplied with power source. Its price includes sockets in quantity according to the metering area of the booth up to 1kW per socket. To order additional sockets and kilowatts indicate it in your application form. If you plan to leave your equipment plugged for 24 hours, you will need to order a special socket. The standard voltage at the exhibition is 220V, but you can order 380V voltage. (It is prohibited to use T-junctions, extensions, and plugging of devices, which are more powerful than declared).

OTHER EQUIPMENT AND SERVICES

Extra services and additional equipment are rented only for the duration of the exhibition, based on your order. Should you have any questions feel free to ask: bizinform@sforp.ru

COMPANY NAME

The name of your company (no more than 15 characters), written in Latin or Cyrillic will be placed on a frieze panel on the open side of your booth.

SECURITY

Security: The security guards are placed near exhibition entrance and near assembly gates. The exhibition administration is not responsible for the safety of the exhibitors’ exhibits.

BOOTH CLEANING

Cleaning: To order your booth cleaning please indicate it in your application form (additional service, paid separately).

HANDLING OPERATIONS

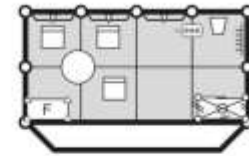
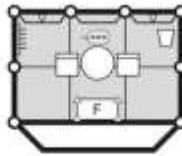
(during exhibitors entry and leaving)

If you require this additional service, please indicate in the Application Form for Booth Construction.

STANDARD BOOTH EQUIPMENT

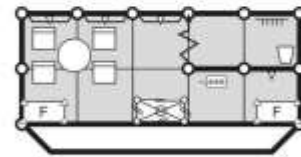
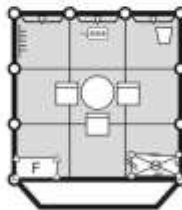
6-8 sq.m.

Booth perimeter walls: h-2.5m, w-1m
 Booth area carpeting
 Frieze panel
 Frieze panel inscription (up to 15 letters/characters)
 Chair - 2 pcs./3 pcs.
 Round table, d-0.75m - 1 pcs.
 Front desk (1.0x0.5m, h-0.75m) - 1 pcs.
 Wall shelf 1x0.3m - 3 pcs.
 Showcase with backlighting (2glass shelves),
 (1.0x0.5m; h=2.5m) - 0 pcs./1 pcs.
 Spot light 100w - 2 pcs./3 pcs.
 Waste bin - 1 pcs.
 Coat rack wall type - 1 pcs.
 Socket unit 220 v - 1 pcs.



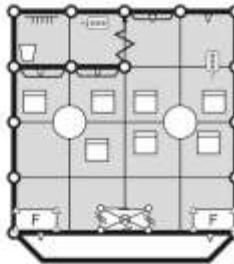
9-10 sq.m.

Booth perimeter walls: h-2.5m, w-1m
 Booth area carpeting
 Frieze panel
 Frieze panel inscription (up to 15 letters/characters)
 Chair - 3 pcs./4 pcs.
 Round table, d-0.75m - 1 pcs.
 Front desk (1.0x0.5m, h-0.75m) - 1 pcs./2 pcs.
 Wall shelf 1x0.3m - 3 pcs.
 Showcase with backlighting (2glass shelves),
 (1.0x0.5m; h=2.5m) - 1 pcs.
 Spot light 100w - 3 pcs./4 pcs.
 Additional wall panels 2,5x1m - 0 pcs./2 pcs.
 "Harmonica" door unit - 0 pcs./1 pcs.
 Waste bin - 1 pcs.
 Coat rack wall type - 1 pcs.
 Socket unit 220 v - 1 pcs.



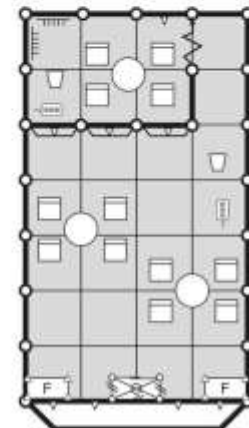
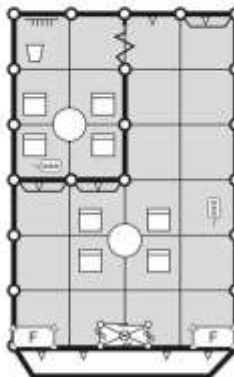
16-20 sq.m.

Booth perimeter walls: h-2.5m, w-1m
 Booth area carpeting
 Frieze panel
 Frieze panel inscription (up to 15 letters/characters)
 Chair - 7 pcs.
 Round table, d-0.75m - 2 pcs.
 Front desk (1.0x0.5m, h-0.75m) - 2 pcs.
 Wall shelf 1x0.3m - 3 pcs.
 Showcase with backlighting (2glass shelves),
 (1.0x0.5m; h=2.5m) - 1 pcs.
 Spot light 100w - 6 pcs./7 pcs.
 Additional wall panels 2,5x1m - 2 pcs./4 pcs.
 "Harmonica" door unit - 1 pcs.
 Waste bin - 1 pcs.
 Coat rack wall type - 1 pcs.
 Socket unit 220 v - 2 pcs.



24-28 sq.m.

Booth perimeter walls: h-2.5m, w-1m
 Booth area carpeting
 Frieze panel
 Frieze panel inscription (up to 15 letters/characters)
 Chair - 8 pcs./12 pcs.
 Round table, d-0.75m - 2 pcs./3 pcs.
 Front desk (1.0x0.5m, h-0.75m) - 2 pcs.
 Wall shelf 1x0.3m - 3 pcs.
 Showcase with backlighting (2glass shelves),
 (1.0x0.5m; h=2.5m) - 1 pcs.
 Spot light 100w - 8 pcs.
 Additional wall panels 2,5x1m - 4 pcs.
 "Harmonica" door unit - 1 pcs.
 Waste bin - 1 pcs./2 pcs.
 Coat rack wall type - 1 pcs./2 pcs.
 Socket unit 220 v - 2 pcs.



STANDARD BOOTH ADDITIONAL EQUIPMENT

					
Wall panel 2.5x1.5m	Wall panel 2.5x1.0m	Wall panel 2.5x0.5m	Wall unit curved R=1.0m	Wall unit curved R=0.5m	
					
Wall unit with glass 2.5x1.0m	Wall unit with glass 2.5x0.5m	Jalousie (blinds) 2.5x1.0m	Wall unit with curtain	"Harmonica" door unit	Swinging door
					
Wall shelf 1.0x0.3m	Paper holder	Coat rack floor-type	Coat rack wall-type	Floor lifting sq.m.	Freezer
					
Front desk 1.0x0.5m; h=0.75m	Front desk with sliding hatches (1 shelf) 1.0x0.5m; h=1.0m	Reception desk 1.0x0.5m; h=1.0m	Radial reception desk R-1.0m; h=1.0m	Radial showcase R-1.0m; h=1.0m	Showcase 1.0x0.5m; h=1.0m
					
Showcase with backlighting (2 glass shelves) 1.0x0.5m; h=2.5m	Showcase with backlighting (2 glass shelves) 0.5x0.5m; h=2.5m	Radial showcase with backlighting (2 glass shelves) R-1.0m; h=2.5m	Radial showcase with backlighting (2 glass shelves) R-0.5m; h=2.5m	Metal shelving (3 shelves) 1.0x0.5m; h=2.5m	Metal shelving (5 shelves) 1.0x0.5m; h=2.5m
					
Round table d=0.75m	Bar chair	Chair	Cooler	The chain guard; 1m	Waste bin
					
Spot light 100 W	Bracketed lamp 150 W	Socket unit 220v	Socket 380v	Electric board	